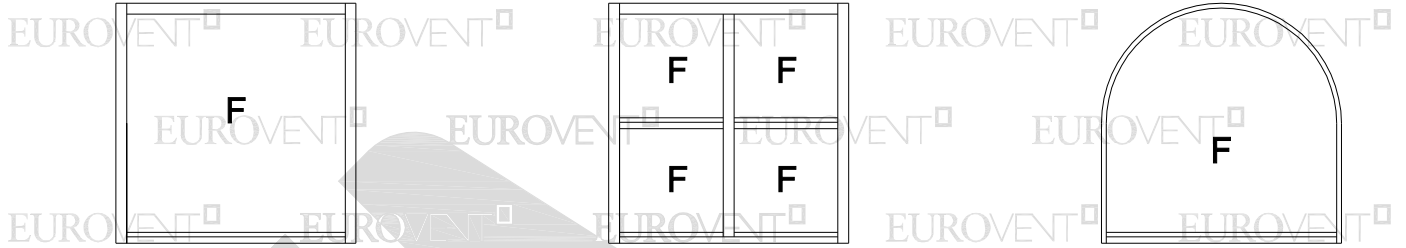
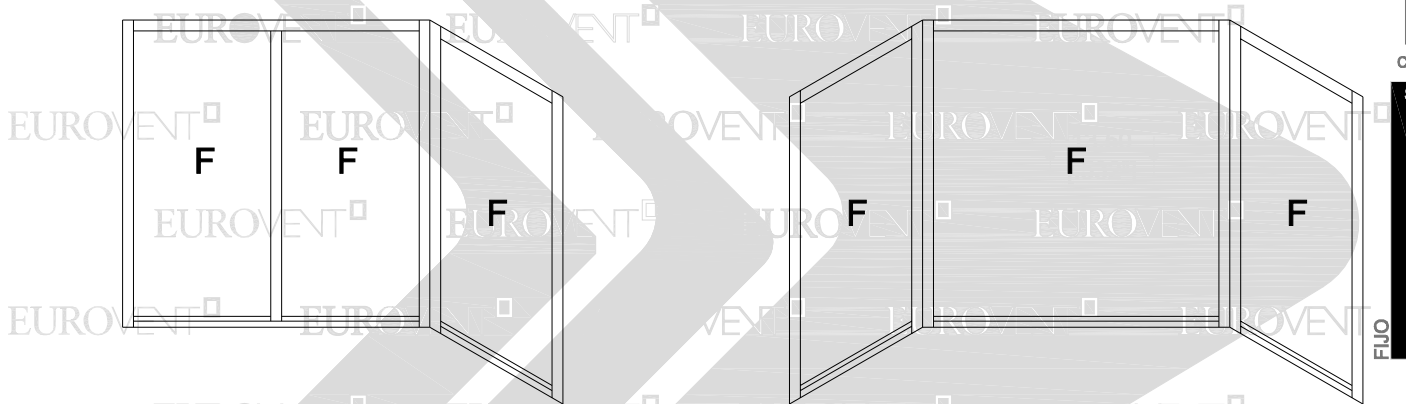


EUROVENT<sup>□</sup> EUROVENT<sup>□</sup> EUROVENT<sup>□</sup> EUROVENT<sup>□</sup> EUROVENT<sup>□</sup>

EUROVENT<sup>□</sup> EUROVENT<sup>□</sup> EUROVENT<sup>□</sup> EUROVENT<sup>□</sup>

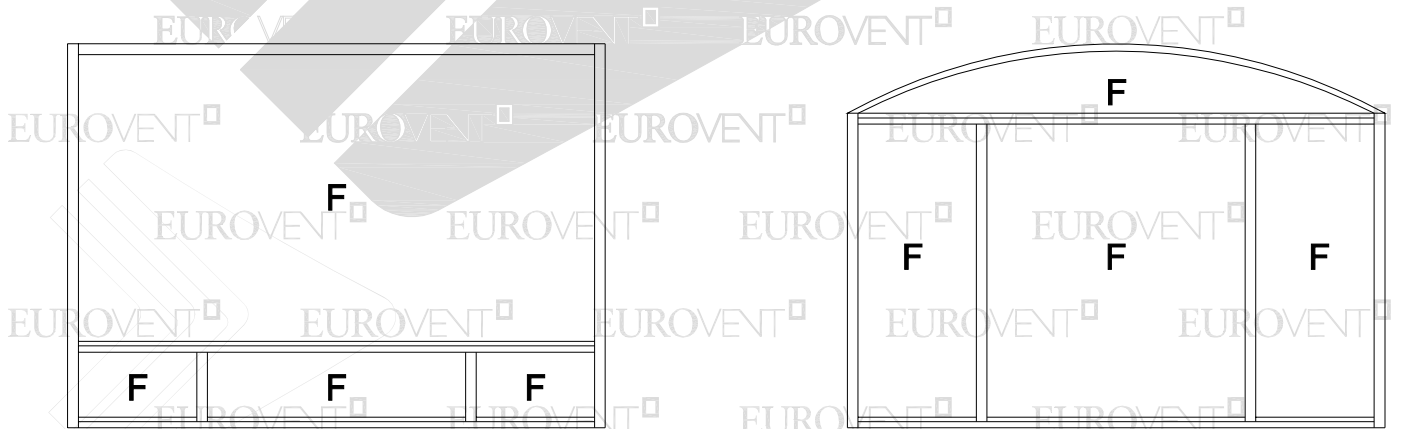


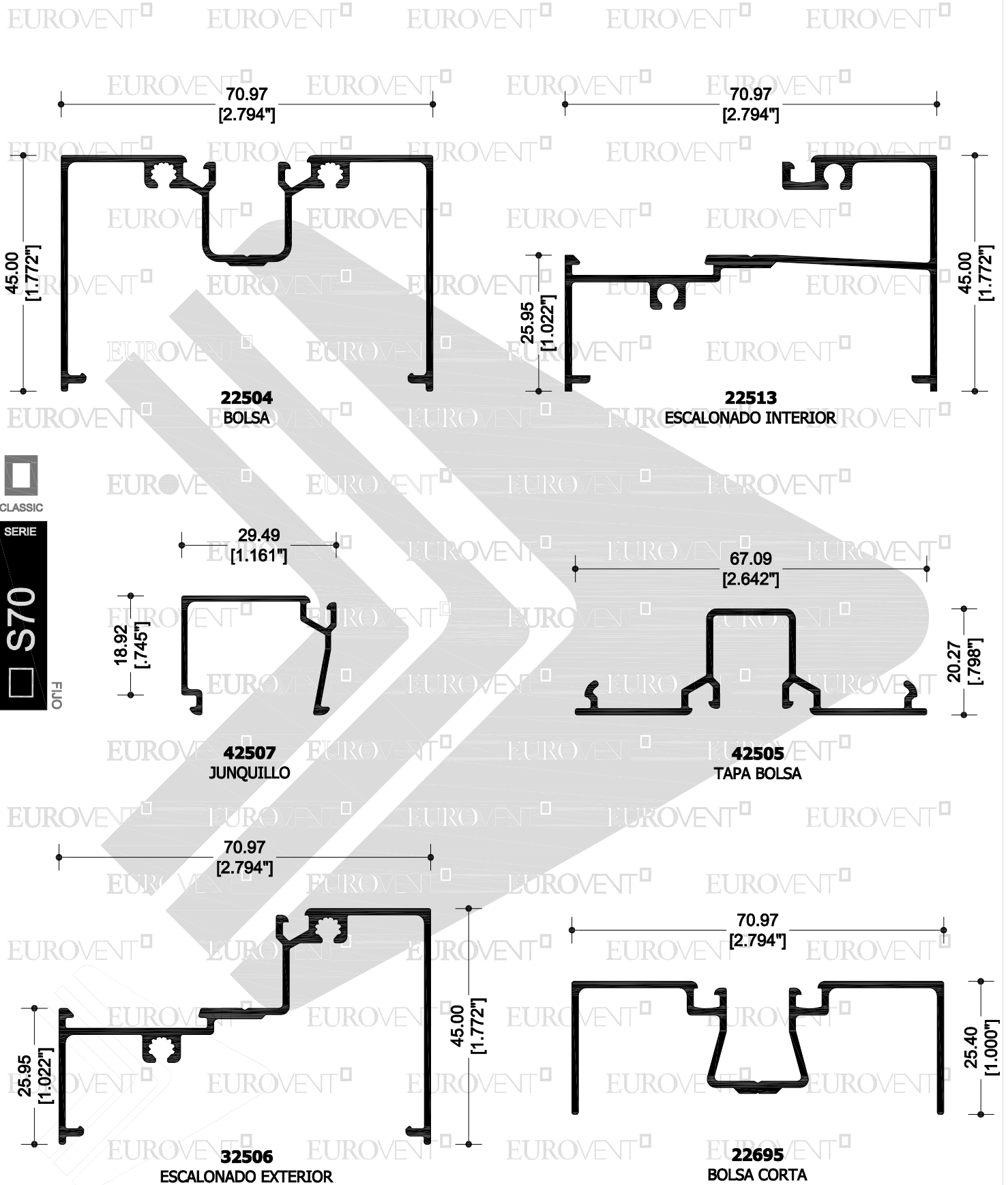
EUROVENT<sup>□</sup> EUROVENT<sup>□</sup> EUROVENT<sup>□</sup> EUROVENT<sup>□</sup>



CLASSIC  
SERIE  
**S70**  
FIJO

EUROVENT<sup>□</sup> EUROVENT<sup>□</sup> EUROVENT<sup>□</sup> EUROVENT<sup>□</sup>





CLASSIC

SERIE

**S70**

FIJO

EUROVENT EUROVENT EUROVENT EUROVENT EUROVENT

EUROVENT EUROVENT EUROVENT EUROVENT EUROVENT

EUROVENT EUROVENT EUROVENT EUROVENT EUROVENT

EUROVENT EUROVENT EUROVENT EUROVENT EUROVENT

EUROVENT EUROVENT EUROVENT EUROVENT EUROVENT

EUROVENT EUROVENT EUROVENT EUROVENT EUROVENT

EUROVENT EUROVENT EUROVENT EUROVENT EUROVENT

EUROVENT EUROVENT EUROVENT EUROVENT EUROVENT

EUROVENT EUROVENT EUROVENT EUROVENT EUROVENT

EUROVENT EUROVENT EUROVENT EUROVENT EUROVENT

EUROVENT EUROVENT EUROVENT EUROVENT EUROVENT

EUROVENT EUROVENT EUROVENT EUROVENT EUROVENT

EUROVENT EUROVENT EUROVENT EUROVENT EUROVENT

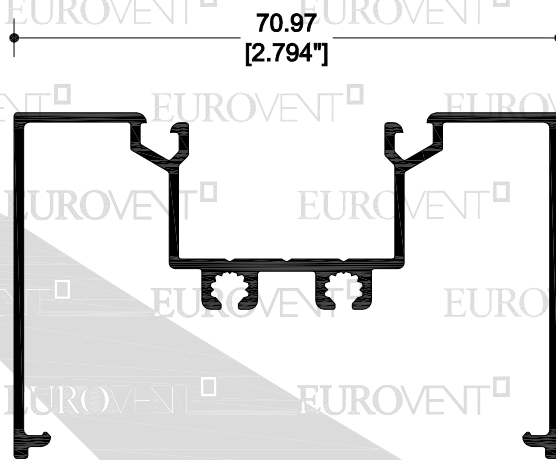
EUROVENT EUROVENT EUROVENT EUROVENT EUROVENT

EUROVENT EUROVENT EUROVENT EUROVENT EUROVENT

EUROVENT EUROVENT EUROVENT EUROVENT EUROVENT

EUROVENT EUROVENT EUROVENT EUROVENT EUROVENT

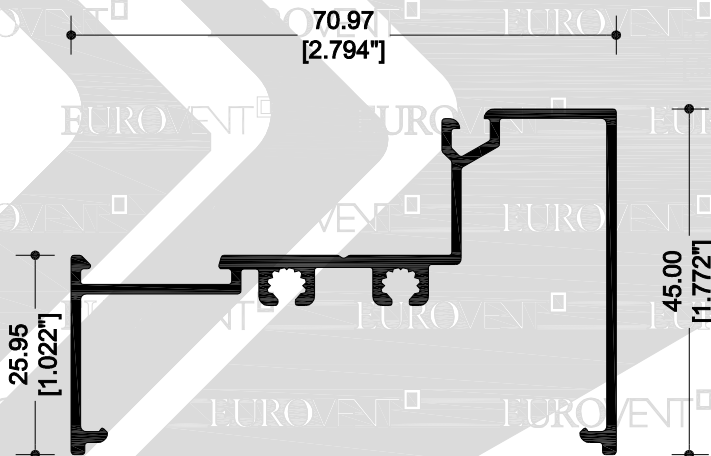
EUROVENT EUROVENT EUROVENT EUROVENT EUROVENT



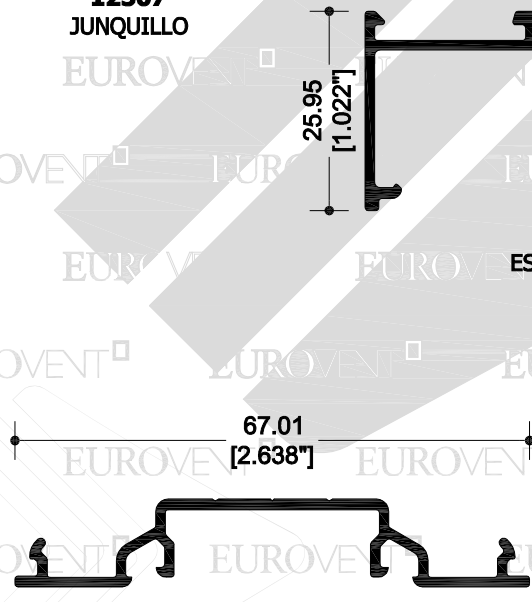
**22592**  
BOLSA



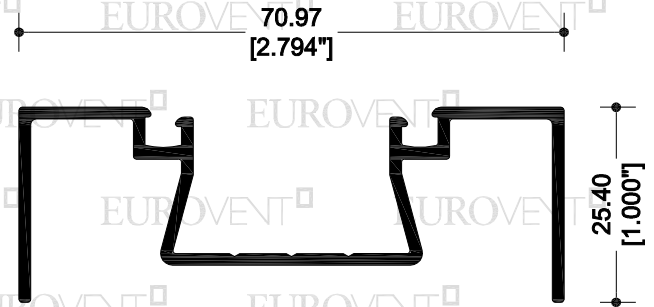
**12507**  
JUNQUILLO



**22593**  
ESCALONADO EXTERIOR



**22594**  
TAPA BOLSA



**24113**  
BOLSA CORTA



CLASSIC  
SERIE

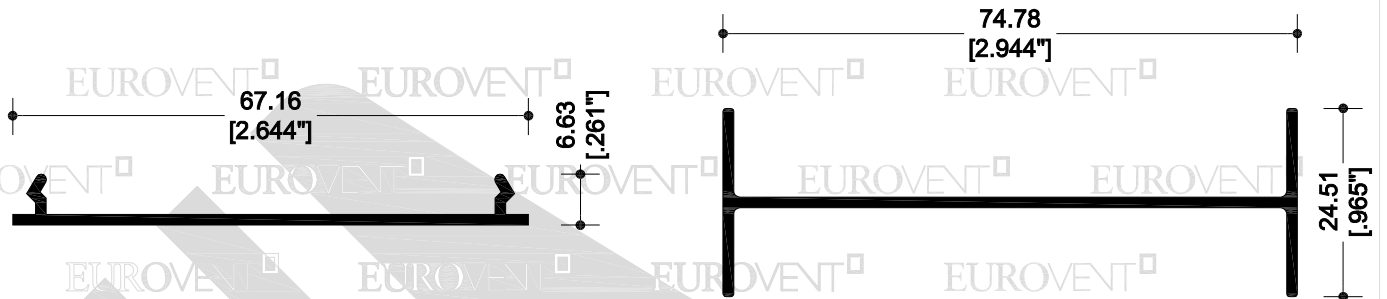
**S70**

FIJO

EUROVENT<sup>®</sup> EUROVENT<sup>®</sup> EUROVENT<sup>®</sup> EUROVENT<sup>®</sup> EUROVENT<sup>®</sup>

EUROVENT<sup>®</sup> EUROVENT<sup>®</sup> EUROVENT<sup>®</sup> EUROVENT<sup>®</sup> EUROVENT<sup>®</sup>

EUROVENT<sup>®</sup> EUROVENT<sup>®</sup> EUROVENT<sup>®</sup> EUROVENT<sup>®</sup> EUROVENT<sup>®</sup>



**32563**  
TAPA LISA

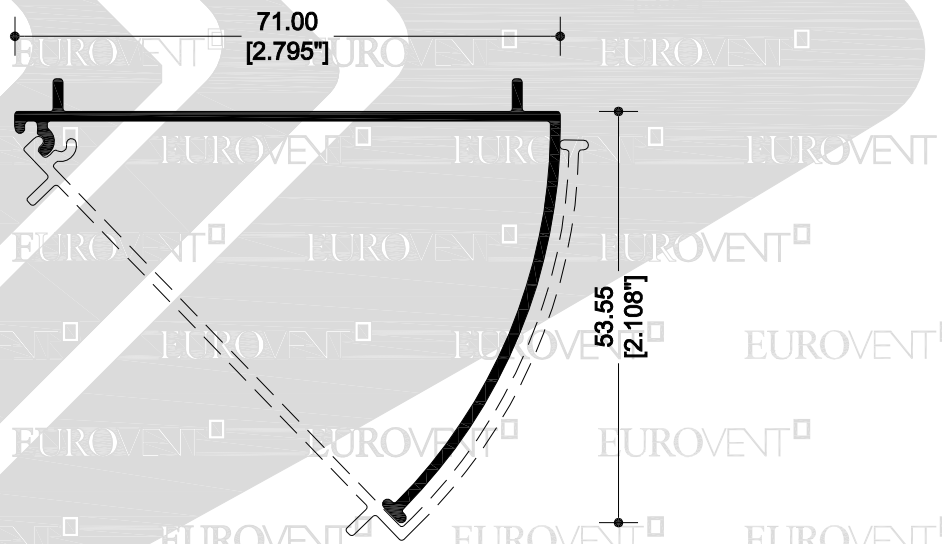
**22581**  
MOLDURA DE UNIÓN

EUROVENT<sup>®</sup> EUROVENT<sup>®</sup> EUROVENT<sup>®</sup> EUROVENT<sup>®</sup> EUROVENT<sup>®</sup>

EUROVENT<sup>®</sup> EUROVENT<sup>®</sup> EUROVENT<sup>®</sup> EUROVENT<sup>®</sup> EUROVENT<sup>®</sup>

EUROVENT<sup>®</sup> EUROVENT<sup>®</sup> EUROVENT<sup>®</sup> EUROVENT<sup>®</sup> EUROVENT<sup>®</sup>

EUROVENT<sup>®</sup> EUROVENT<sup>®</sup> EUROVENT<sup>®</sup> EUROVENT<sup>®</sup> EUROVENT<sup>®</sup>



**62170**  
ESQ. REGULABLE  
AUTO-ENSAMBLE

EUROVENT<sup>®</sup> EUROVENT<sup>®</sup> EUROVENT<sup>®</sup> EUROVENT<sup>®</sup> EUROVENT<sup>®</sup>

EUROVENT<sup>®</sup> EUROVENT<sup>®</sup> EUROVENT<sup>®</sup> EUROVENT<sup>®</sup> EUROVENT<sup>®</sup>

EUROVENT<sup>®</sup> EUROVENT<sup>®</sup> EUROVENT<sup>®</sup> EUROVENT<sup>®</sup> EUROVENT<sup>®</sup>

EUROVENT<sup>®</sup> EUROVENT<sup>®</sup> EUROVENT<sup>®</sup> EUROVENT<sup>®</sup> EUROVENT<sup>®</sup>

EUROVENT<sup>®</sup> EUROVENT<sup>®</sup> EUROVENT<sup>®</sup> EUROVENT<sup>®</sup> EUROVENT<sup>®</sup>

EUROVENT<sup>®</sup> EUROVENT<sup>®</sup> EUROVENT<sup>®</sup> EUROVENT<sup>®</sup> EUROVENT<sup>®</sup>

EUROVENT<sup>®</sup> EUROVENT<sup>®</sup> EUROVENT<sup>®</sup> EUROVENT<sup>®</sup> EUROVENT<sup>®</sup>

EUROVENT<sup>®</sup> EUROVENT<sup>®</sup> EUROVENT<sup>®</sup> EUROVENT<sup>®</sup> EUROVENT<sup>®</sup>

EUROVENT<sup>®</sup> EUROVENT<sup>®</sup> EUROVENT<sup>®</sup> EUROVENT<sup>®</sup> EUROVENT<sup>®</sup>

EUROVENT<sup>®</sup> EUROVENT<sup>®</sup> EUROVENT<sup>®</sup> EUROVENT<sup>®</sup> EUROVENT<sup>®</sup>

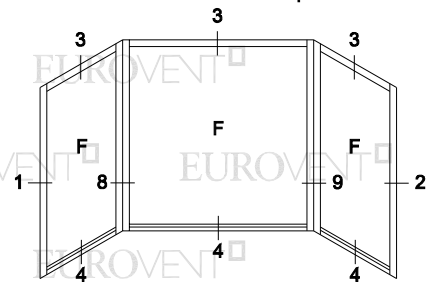
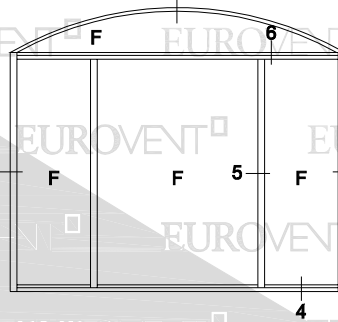
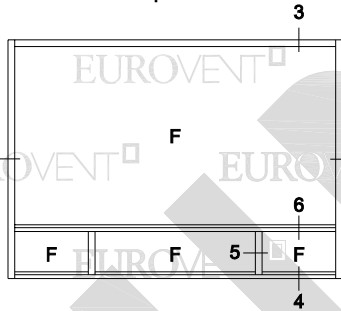
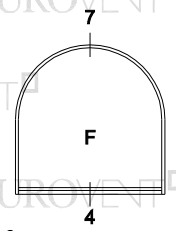
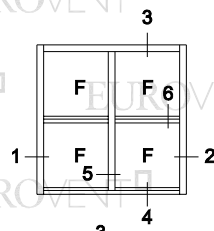
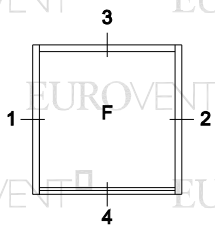
EUROVENT<sup>®</sup> EUROVENT<sup>®</sup> EUROVENT<sup>®</sup> EUROVENT<sup>®</sup> EUROVENT<sup>®</sup>

EUROVENT<sup>®</sup> EUROVENT<sup>®</sup> EUROVENT<sup>®</sup> EUROVENT<sup>®</sup> EUROVENT<sup>®</sup>

EUROVENT<sup>®</sup> EUROVENT<sup>®</sup> EUROVENT<sup>®</sup> EUROVENT<sup>®</sup> EUROVENT<sup>®</sup>

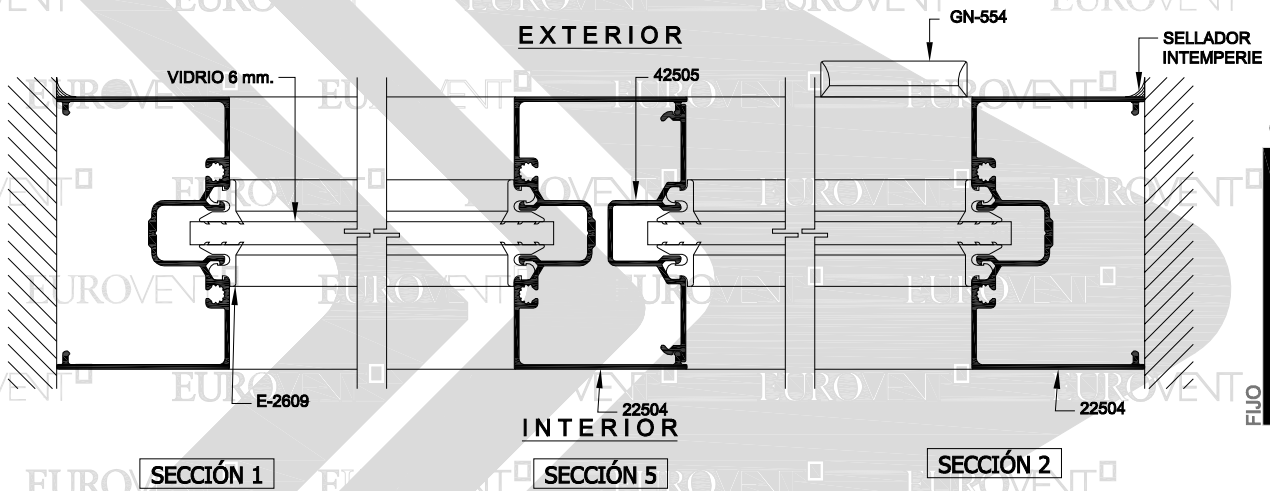
EUROVENT<sup>®</sup> EUROVENT<sup>®</sup> EUROVENT<sup>®</sup> EUROVENT<sup>®</sup> EUROVENT<sup>®</sup>

# EUROVENT<sup>®</sup> FIJO SERIE 70 - ELEVACIONES Y CORTES SECCIONALES

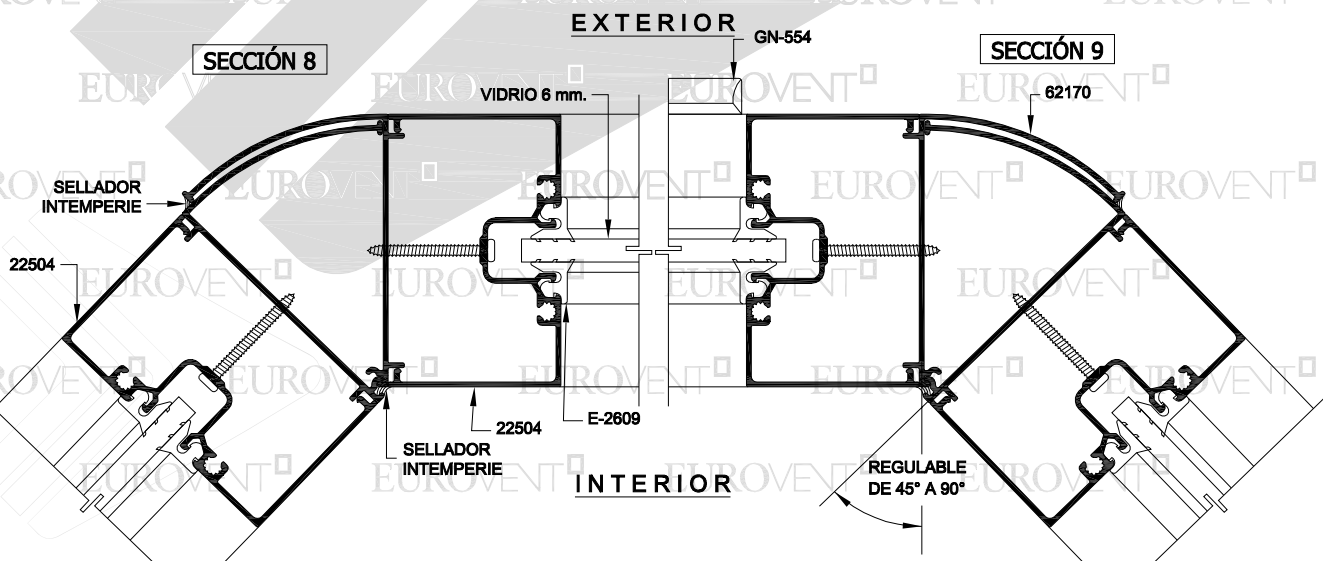


ELEVACIONES TIPO

SIN ESCALA



CLASSIC  
SERIE  
**S70**  
FIJO



EUROVENT EUROVENT EUROVENT EUROVENT EUROVENT

EUROVENT EUROVENT EUROVENT EUROVENT EUROVENT

EUROVENT EUROVENT EUROVENT EUROVENT EUROVENT

SELLADOR  
INTEMPERIE

22504

SECCIÓN 3

E-2609

VIDRIO 6 mm.

22695

SECCIÓN 7

E-2609

VIDRIO 6 mm.



CLASSIC

SERIE

S70

FLUO

EXTERIOR

22513

42507

42505

INTERIOR

SECCIÓN 6  
OPCIÓN

42507

32506

42505

EXTERIOR

SECCIÓN 6  
OPCIÓN

INTERIOR

E-2609

VIDRIO 6 mm.

SECCIÓN 4  
OPCIÓN

CALZA

GN-554

22513

42507

SECCIÓN 4  
OPCIÓN

E-2609

VIDRIO 6 mm.

CALZA

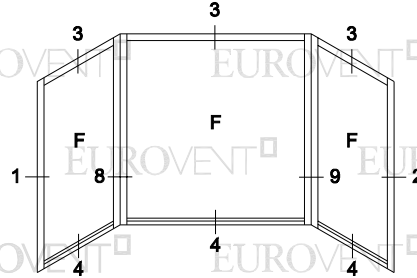
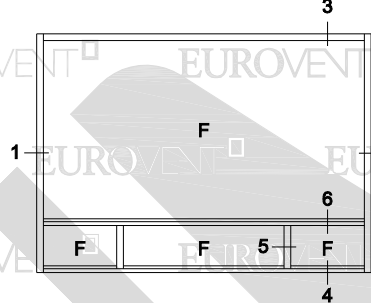
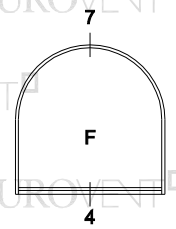
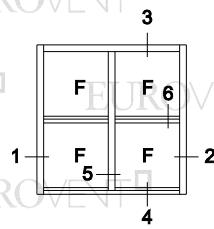
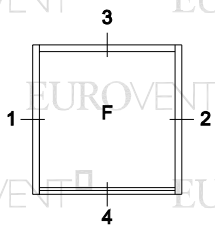
32506

SELLADOR  
INTEMPERIE

EUROVENT EUROVENT EUROVENT EUROVENT EUROVENT

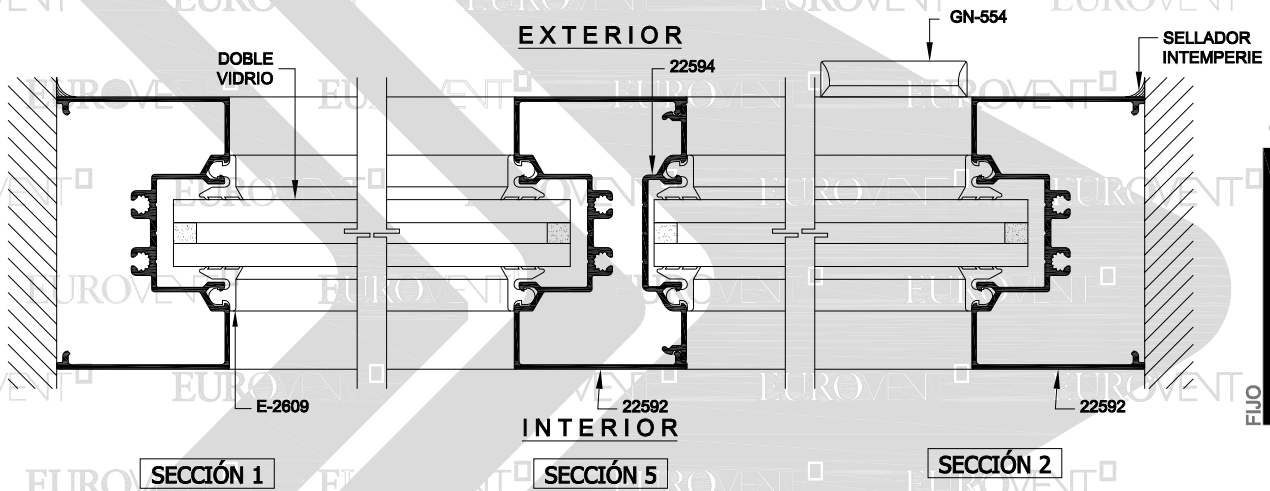
EUROVENT EUROVENT EUROVENT EUROVENT EUROVENT

# EUROVENT<sup>□</sup> FIJO SERIE 70 - ELEVACIONES Y CORTES SECCIONALES

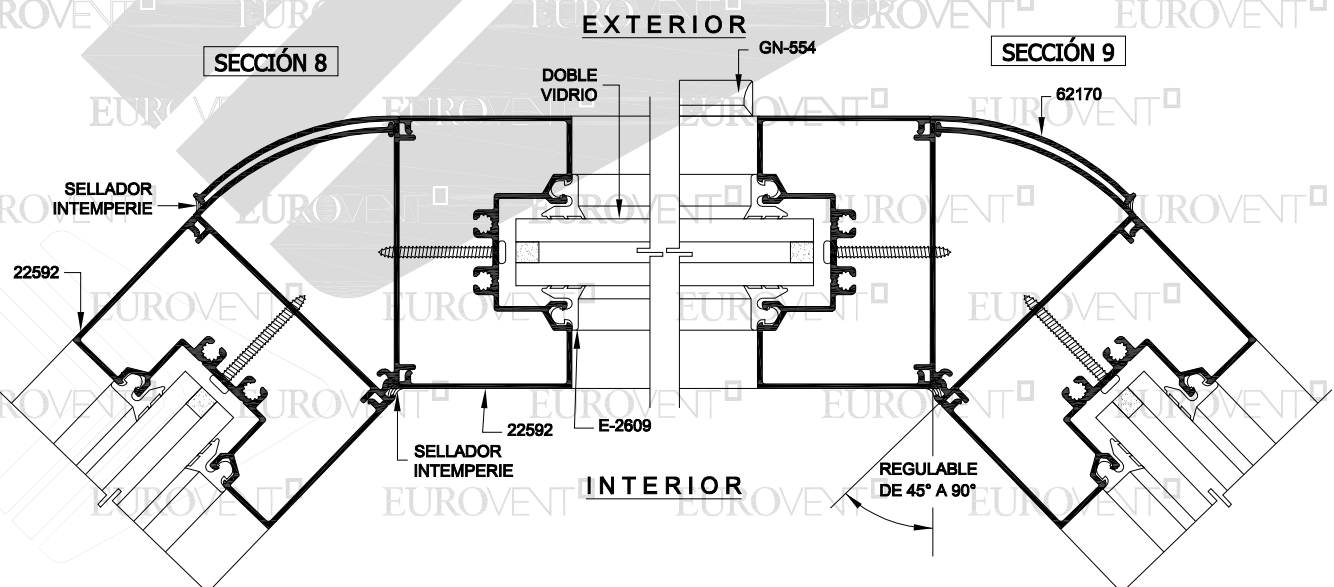


ELEVACIONES TIPO

SIN ESCALA



CLASSIC  
SERIE  
**S70**  
FIJO



EUROVENT<sup>®</sup> EUROVENT<sup>®</sup> EUROVENT<sup>®</sup> EUROVENT<sup>®</sup> EUROVENT<sup>®</sup>

EUROVENT<sup>®</sup> EUROVENT<sup>®</sup> EUROVENT<sup>®</sup> EUROVENT<sup>®</sup> EUROVENT<sup>®</sup>

EUROVENT<sup>®</sup> EUROVENT<sup>®</sup> EUROVENT<sup>®</sup> EUROVENT<sup>®</sup> EUROVENT<sup>®</sup>

EUROVENT<sup>®</sup> EUROVENT<sup>®</sup> EUROVENT<sup>®</sup> EUROVENT<sup>®</sup> EUROVENT<sup>®</sup>

EUROVENT<sup>®</sup> EUROVENT<sup>®</sup> EUROVENT<sup>®</sup> EUROVENT<sup>®</sup> EUROVENT<sup>®</sup>

EUROVENT<sup>®</sup> EUROVENT<sup>®</sup> EUROVENT<sup>®</sup> EUROVENT<sup>®</sup> EUROVENT<sup>®</sup>

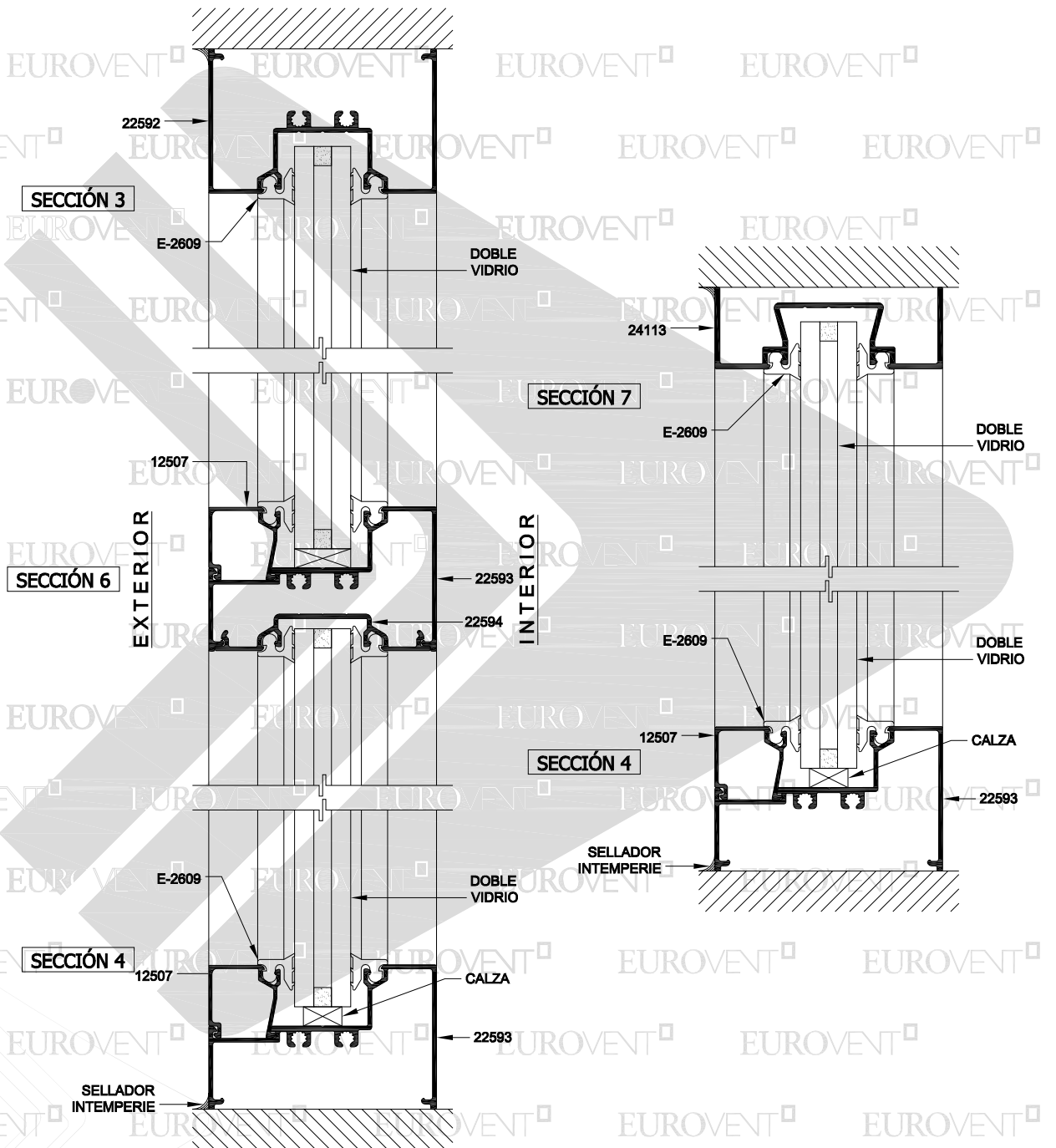
EUROVENT<sup>®</sup> EUROVENT<sup>®</sup> EUROVENT<sup>®</sup> EUROVENT<sup>®</sup> EUROVENT<sup>®</sup>



CLASSIC  
SERIE


S70

FUJO

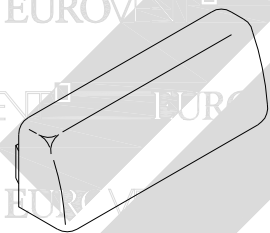
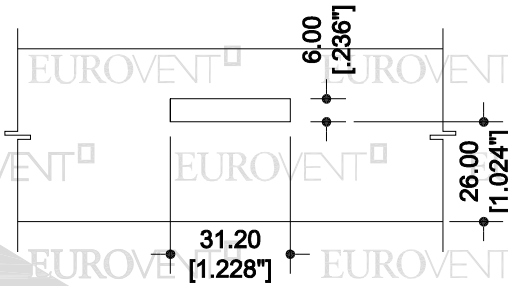




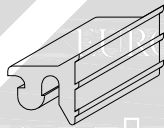
**DREN PARA DESAGÜE**



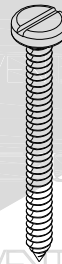
**22513**  
**ESCALONADO INTERIOR**



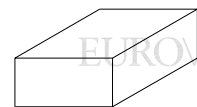
**GN-554**  
**TAPA DREN**



**E-2609**  
**EMPAQUE**



**PIÑA**  
**#10x1½"**



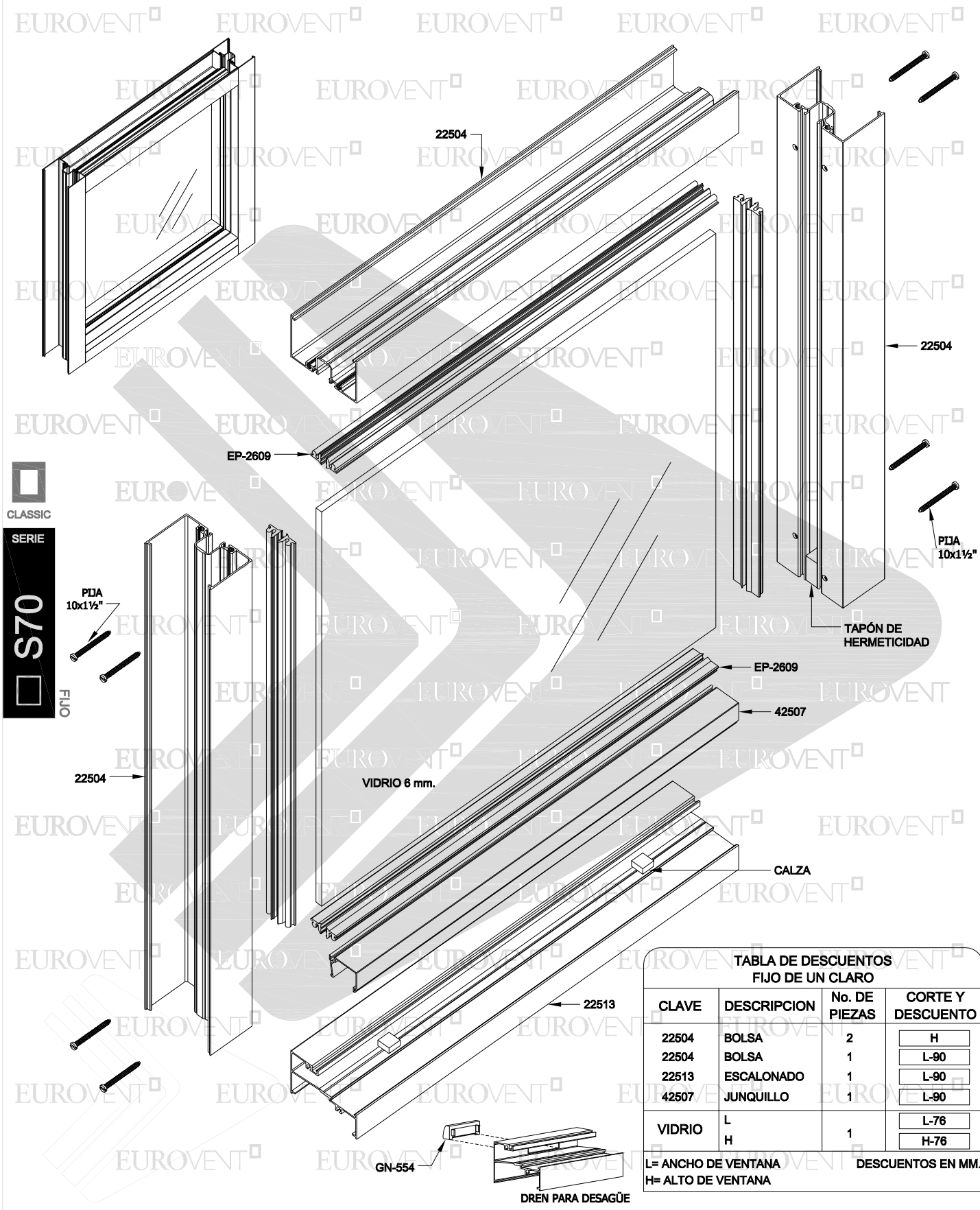
**CALZA DE NEOPRENO**  
**½" x ¼"**



SERIE

**S70**

FIJO



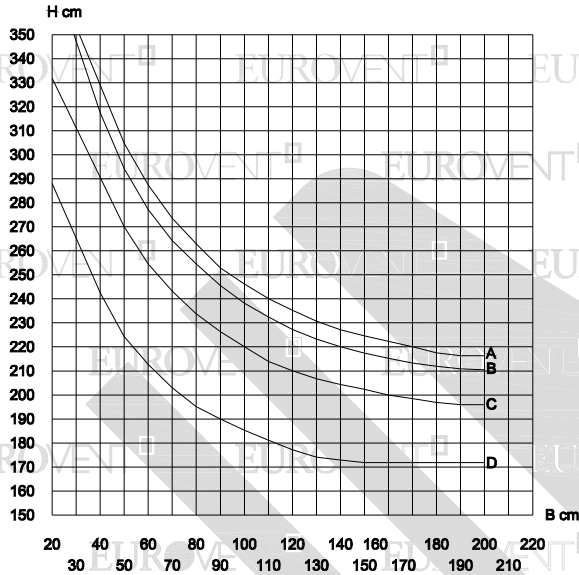
CLASSIC  
SERIE  
**S70**  
FIJO

**TABLA DE DESCUENTOS FIJO DE UN CLARO**

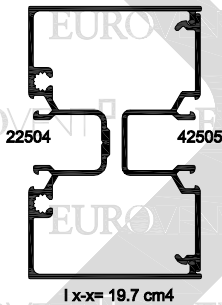
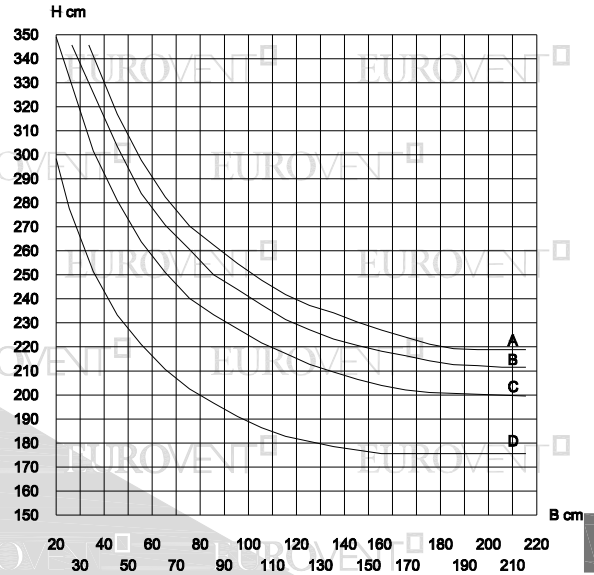
CLAVE	DESCRIPCION	No. DE PIEZAS	CORTE Y DESCUENTO
22504	BOLSA	2	H
22504	BOLSA	1	L-90
22513	ESCALONADO	1	L-90
42507	JUNQUILLO	1	L-90
VIDRIO	L	1	L-76
	H		H-76

L= ANCHO DE VENTANA      DESCUENTOS EN MM.  
H= ALTO DE VENTANA

DEFLEXIÓN MÁX. L/175  
FIJO SERIE 70

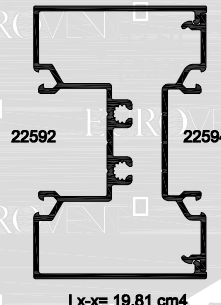


DEFLEXION MAX. L/175  
FIJO SERIE 70 DOBLE VIDRIO



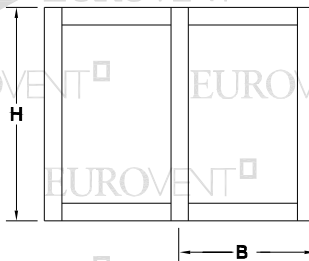
ALEACIÓN: 6063  
TEMPLE: 5

LOS LIMITES DE FABRICACIÓN  
PARA LOS PERFILES, SERÁN  
LOS QUE SE ENCUENTREN DEBAJO  
DE LAS CURVAS GRAFICADAS.



Valores de presión por velocidad de viento

Curvas	Presión del diseño	Velocidad de viento	Zona
A	45 Kg/m <sup>2</sup>	80 Km/h	Centro de grandes ciudades
B	50 Kg/m <sup>2</sup>	90 Km/h	Barrios Residenciales
C	65 Kg/m <sup>2</sup>	120 Km/h	Campo Abierto
D	110 Kg/m <sup>2</sup>	160 Km/h	Zona Costera



LOS LIMITES DE UN CANCEL VAN EN FUNCIÓN DE LA  
COMBINACIÓN DE RESISTENCIA DEL PERFIL DE ALUMINIO,  
EL VIDRIO Y LOS ACCESORIOS QUE LO INTEGRAN.

VERIFICAR QUE LA DEFLEXIÓN DEL PERFIL SEA  
COMPATIBLE CON EL VIDRIO UTILIZADO.


CLASSIC

SERIE

S70

FIJO

**PARÁMETROS MÍNIMOS Y MÁXIMOS DE FABRICACIÓN.**



F-70

MÍNIMO 0.50 x 0.50  
 MÁXIMO 4m<sup>2</sup> CON VIDRIO RECOCIDO DE 6 mm. SIN INTERMEDIOS,  
 PARA OTROS ESPESORES VER CON EL FABRICANTE,  
 CON INTERMEDIOS VER GRÁFICA.

CLASSIC  
 SERIE  
**S70**  
 FIJO

ALUMINIO					
CLAVE	DESCRIPCIÓN	PIEZAS X ATADO	LARGO STD. MTS.	PERÍMETRO ANOD. CM.	PERÍMETRO PUL. CM.
12507	JUNQUILLO	20	6.10	15.08	3.48
22504	BOLSA	4	6.10	44.92	13.96
22513	ESCALONADO INTERIOR	4	6.10	40.90	9.57
22581	MOLDURA DE UNION	8	6.10	24.22	4.87
22592	BOLSA	4	6.10	47.13	16.02
22593	ESCALONADO	4	6.10	38.88	9.22
22594	TAPA BOLSA	8	6.10	21.08	3.11
22695	BOLSA CORTA	8	4.60	34.09	9.98
24113	BOLSA CORTA	6	6.10	34.36	8.61
32506	ESCALONADO	6	6.10	38.54	9.57
32563	TAPA LISA	20	6.10	15.95	6.72
42507	JUNQUILLO	8	6.10	16.51	4.42
42505	TAPA BOLSA	8	6.10	26.07	4.63
62170	ESQ. REGULABLE	10	6.10	28.90	6.66